

Quolis® Series

Quolis® Series

Belmont®



Belmont®


7950 Cherry Ave. Suite 103,
Fontana, CA 92336
866.274.8351 • f 951.848.9700
www.ashteldental.com

Quolis® 5000 Operatory Ensemble

Quolis® 5000

Belmont®

POSITION EVERYTHING JUST
WHERE YOU NEED IT



Quolis® 5000 Operatory Ensemble shown with chair and QDU-5870 swing mounted delivery system- light -and assistant instruments

QUOLIS® OPERATORY ENSEMBLE



Quolis® 5000 Operatory Ensembles are part of an exciting new family of Belmont products that embody advanced technology and fresh, innovative ideas- with care and comfort in mind.

At the heart of each operatory ensemble is the Quolis® 5000 chair. Each chair utilizes the Belmont hydraulic system, which is world renowned for simplicity and reliability. Seat and backrest positioning are controlled by built-in armrest touchpads. Patients will experience smooth, gentle seat motion as they glide into position for procedures and dismissal. There are four luxurious upholstery styles available to choose from to match the needs of your practice.

Quolis® delivery systems are high-tech and are easy to operate. Chair positioning membrane switches and controls for electric options are fully integrated into the delivery head. Delivery systems are available in a variety of popular configurations.

The Quolis® dental light produces balanced, natural light output to illuminate the patient's oral cavity. For superb positioning flexibility, the light head has 3-axis rotation. Belmont's unique and hygienic touchless sensor technology is used to operate the light, including the special curing light mode.

Quolis® 5000

Belmont®

D E N T A L C H A I R

ENHANCE YOUR PATIENT'S SENSE OF EASE



Experience The Result Of 85+ Years Of Design Expertise And Craftsmanship

Quolis® 5000 chairs are comfortable from the moment your patient is seated. The chair utilizes a mechanism that provides synchronization of the backrest and seat motion. Patients will not need to slide back in the seat, as they are supported comfortably during rotation into the reclined position.

Gentle Seat Movement

Patient positioning begins and ends with smooth motion. Internal motion control design provides shockless movement to ease patient anxiety.

Tapered junction box is optional and must be ordered separately



Quolis® 5000



INCREASE THE ERGONOMIC EFFICIENCY OF YOUR WORK ENVIRONMENT



Backrest

The thin backrest is designed to improve your access to the patients.



Seat Height

The reclined patient can be positioned anywhere between 15-3/4 inches and up to 32 inches from the floor. This allows you to adjust the seat height to minimize stress and maintain a good working posture.



Integrated Armrest Touchpads

Touchpad controls are integrated into the armrest castings on both sides of the chair and are highly visible and easily accessible. Hygienic membrane controls are used for adjusting seat positioning, selecting pre-set seat positions, Auto Return for patient dismissal and to unlock/lock seat rotation. Built-in safety switch locks/unlocks all seat positioning functions.



Headrest

The double-articulating headrest allows you to easily position the patient's head for excellent access to upper and lower arches.



Armrests

Armrests rotate outward 130° from the forward position to provide unhindered patient entry and exit from the chair. Soft, upholstered armrests add to patient comfort while they are seated.

SELECT THE UPHOLSTERY STYLE TO FIT THE WAY YOU WORK



Seamless Upholstery with comfort Wide Backrest (QSW)



Plush Upholstery with comfort Wide Backrest (QPW)



Seamless Upholstery with comfort Slings (QSS)



Plush Upholstery with comfort Slings (QPS)



Seat Rotation

You can easily unlock the seat and comfortably rotate your patient 30° left or right of center.



Esthetically Pleasing and Durable

Internal routing of delivery system tubing through the chair results in a clean, streamlined appearance and unclutters the operatory floor space. In order to provide maximum ruggedness and durability, the bases of the chair and the tapered junction box are cast aluminum.





Quolis® 5000



ATTAIN THE MOST EFFICIENT USE OF YOUR INSTRUMENTS WITH QUOLIS® 5000 DELIVERY SYSTEMS



Table Top Positioning

Tabletops may be rotated 190° right to left. Push-button switches are conveniently located on each positioning handle to lock/unlock the balance arm position.

The Table Top

Large tabletop working surface keeps your instruments and materials within your operating zone.



Versatility

Delivery systems are supplied with 3 active holders and 1 inactive holder for the syringe. One additional active holder can be added for an air turbine, air motor, micromotor or scaler, and one additional inactive holder can be added for an additional syringe or a curing light.

Note : Examples of accessories that can be attached.

DOCTOR'S CONTROL



Centralized control

A membrane control panel and digital display are located in a highly visible position on the front of the Doctor's Table. With the touch of a finger you can adjust the seat position, micro-motors and many other functions.

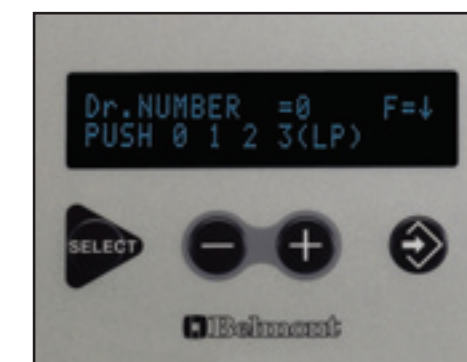


Adjustable Instrument Holder Angle

Each holder can be rotated individually so instruments can be easily reached and replaced.



Adjustment of speed and torque of micromotor



One-touch selection of up to four personalized doctor pre-set groups

Digital Display

Digital display provides clear and accurate readout of many functions, including micromotor rotation speed, so you can precisely control treatment.



Quolis® 5000

Belmont®

V A C P A C & L I G H T

ASSISTANT'S INSTRUMENTS SWING ARM



Adjustable Height Holder


Assistants can adjust holder height to position instruments where they can be most easily accessed.



Touchpad

All seat positioning controls are located within easy reach on the Assistant's Instrument Swing Arm.

IMPROVED COLOR MATCHING, ADDITIONAL POSITIONING FLEXIBILITY AND TOUCHLESS OPERATION



Simulated Mid-Day Light

Quolis® 5000 lights are touchless operation lights that produce an output in the High setting which is similar to mid-day light. Excellent illumination of the oral cavity and improved tooth shade matching are possible.

Three Axis Positioning

The light head can be rotated around three axes, for horizontal rotation, vertical rotation and angled rotation. The angled rotation greatly increases the flexibility for tailoring the field of illumination in the oral cavity.

Composite Mode

The unique Quolis® touchless sensor technology permits hands-free switching from the Normal Treatment Mode to a special low intensity Composite Mode setting. This low intensity setting can be selected to avoid undesired polymerization of composite material.



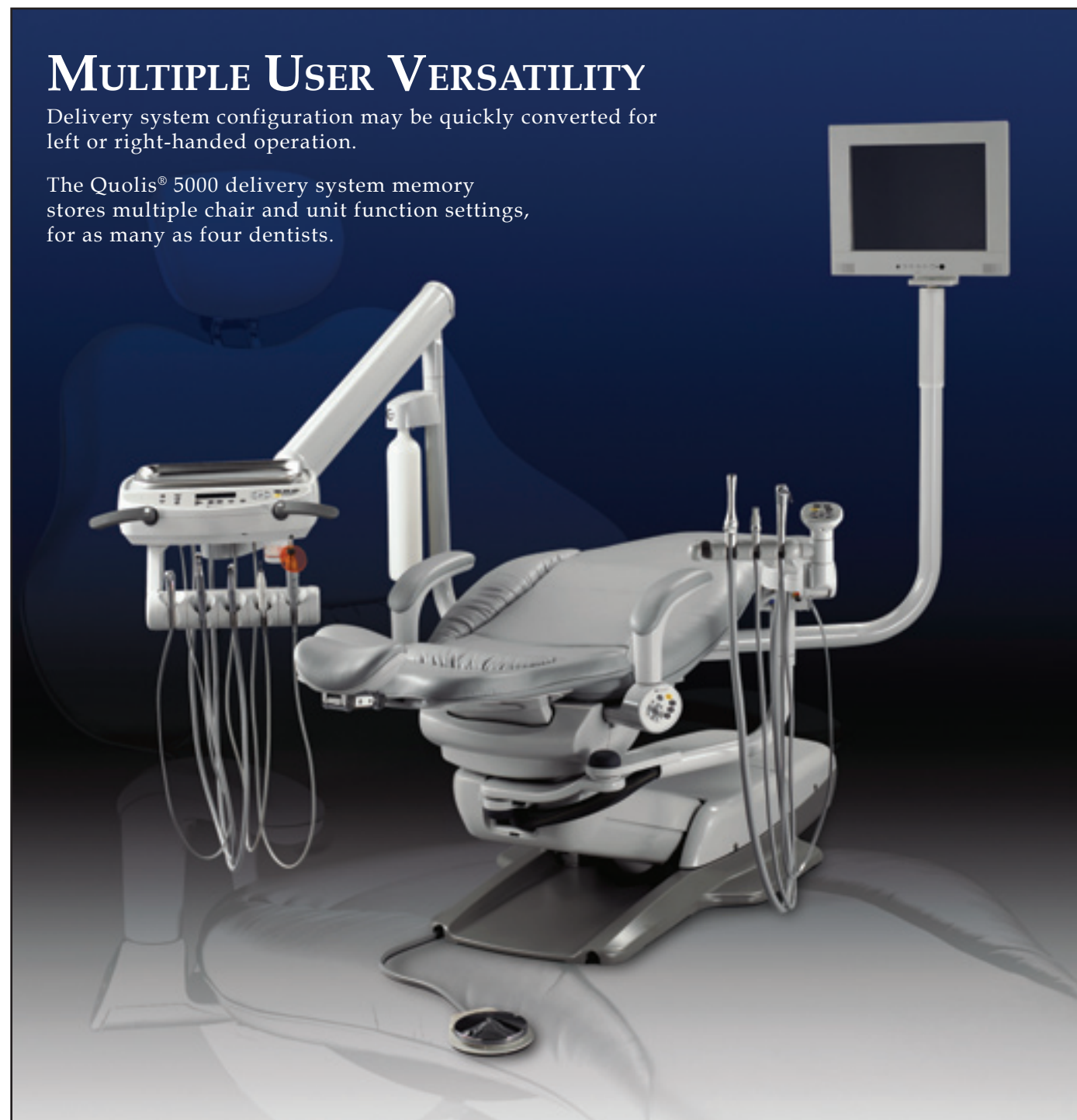
Quolis® 5000



MULTIPLE USER VERSATILITY

Delivery system configuration may be quickly converted for left or right-handed operation.

The Quolis® 5000 delivery system memory stores multiple chair and unit function settings, for as many as four dentists.



Note: Monitor arm and monitor mount are optional.



Water Supply System

Bottled water systems supply handpiece and syringe water for all Quolis® 5000 delivery systems. The bottle quick connect/disconnect feature permits bottles to be changed quickly and easily. (Kits for connection with city water supply are optional)



Foot control

A standard Foot Control is used for handpiece operation. A membrane switch located on the Doctor's Table activates coolant water.

OPTIONAL ACCESSORIES

Micromotor (Belmont DA-700)

The DA-700 is a sealed, brushless micromotor. The micromotor has a Titanium body that is durable and lightweight. Operation is quiet and speed is from 2000-40000 rpm.

Micromotor (Bien Air MX)

MX is a brushless micromotor made by Bien Air, Switzerland. The rotation speed is 100-40,000 rpm at stable power. It features adjustable torque, auto-reverse auto-forward at low rotation speeds (100-5000 rpm).

Scaler (Belmont DA-150SL)

The DA-150SL has a slim, lightweight handpiece for easy manipulation, with less wrist fatigue. The DA-150SL can be used as a scaler and for endodontic, periodontic and cavity preparation.

Curing Light (Satelec Mini LED)

The Satelec Mini LED is a single LED curing light that generates up to 2,200 W/cm² at a spectrum range between 420-480 nm, making it compatible with most composites. Curing light does not produce harmful ultraviolet or heat-generating infrared light. The Mini LED has three operation modes: Fast Mode, Pulse Mode and Ramping Mode.

Air instruments

Air instruments such as an air turbine, air motor or air scaler should be purchased separately. Three asepsis handpiece hoses with Midwest coupling are standard. Fire-optic turbine hoses are available options.



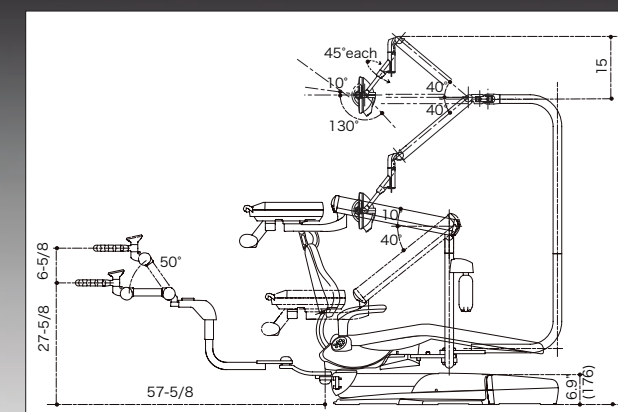
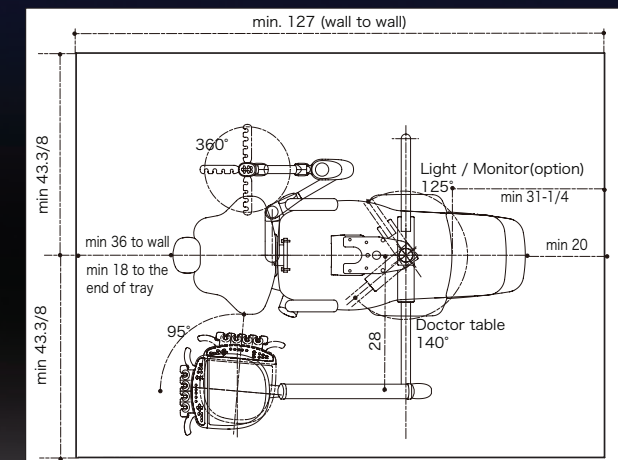
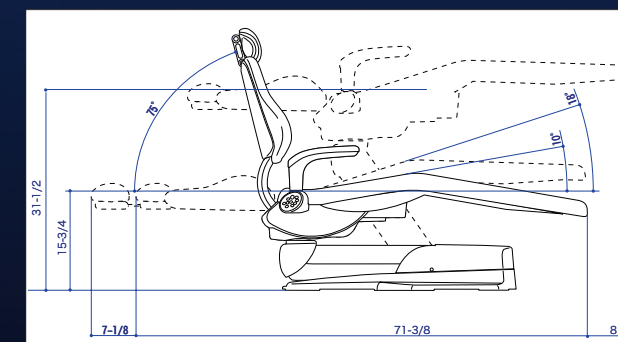
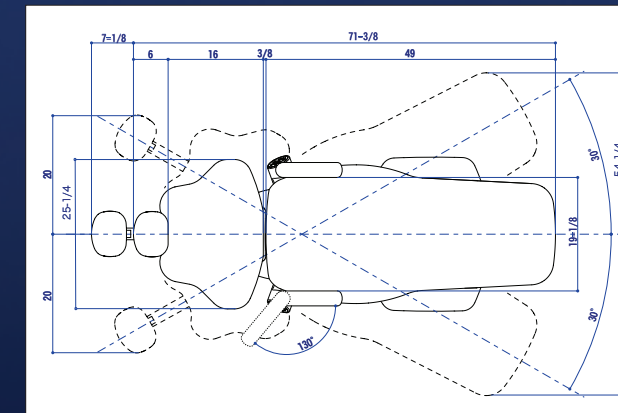
Quolis® 5000

Belmont®

DIMENSIONS / SPECS



Quolis® 5000 chair with Standard upholstery with wide backrest QSW in color 2478 Diplomat blue, Quolis® 5000 unit model QDU-5870, 101 stool, 100 stool and E-3CG cabinet.



Specifications:

Quolis® 5000 Chair

Electro-hydraulic operation

Height Range: 15-3/4" to 31-1/2"

Backrest Movement: 75° (upright to horizontal recline)

Armrest Rotation: 130° Outward

Seat Rotation: 30° right and left of center

Seat Rotation Lock: Electro-hydraulic

Double Articulating Headrest

Seat Positioning:

Built-in armrest touchpads on doctor's and assistant's side of the chair with manual seat adjustment switches, three programmable positions and Auto return

Weight: 330 Lbs.

Power Requirement: 120 V/ 60Hz

Quolis® 5000 Delivery System

Swing Mounted Type

Three Handpiece Control with Air/Water Syringe

Left-Right Convertible

Multiple Configurations:

Three handpiece Doctor's Control, Light, Vac Pac (Assistant's Instrument Arm with HVE, SE and Air/Water Syringe), Monitor Arm

Integrated touchpad control for chair and unit functions; with digital display

Balance Arm with air brake

Bottled water system with bottle quick connect.

Weight: 176lbs.

Quolis® Dental Light

Swing Mounted Type

Focal Distance: 27-1/2"

Light Pattern: 2-3/8" x 6-3/4" at 27-1/2" focal distance

Light Intensity:

2600 FTC High Setting

2000 FTC Low Setting

740 FTC Composite Mode

Color Temperature: 5000K at 2600 FTC

Three Axis Light Head Rotation

Touchless Sensor:

On/Off Control

Composite Mode Activation

Two Position Light Intensity Switch:

High Intensity

Low Intensity

Bulb Type: Tungsten Halogen Type

Weight: 11 Lbs.